



Presque Isle County, Michigan

ACCOUNTABILITY AND TRANSPARENCY REPORT

PREPARED NOVEMBER 2021

Performance Dashboard

for Fiscal Year ending June 30, 2020



2343 Delta Road | Bay City, MI 48706
www.mgtconsulting.com



TABLE OF CONTENTS

FISCAL STABILITY INDICATORS

2 Year Comparisons3

6 Year Trends5

ECONOMIC STRENGTH INDICATORS

2 Year Comparisons8

6 Year Trends9

PUBLIC SAFETY, CRIME, AND CRASH STATISTICS

Public Safety and Crime 2 Year Comparisons 11

Public Safety and Crime 6 Year Trends 12

Public Safety - Traffic 2 Year Comparisons 13

Public Safety - Traffic 6 Year Trends 13

QUALITY OF LIFE INDICATORS

Indicators and General Statistics 15

Recreation & Cultural 2 Year Comparisons 18

Recreation & Cultural 6 Year Trends 18

POPULATION DEMOGRAPHICS

Racial Diversity 19

ROADS AND BRIDGES

General Information and Statistics 20

2 Year Comparisons 21

6 Year Trends 22

MULTI-COUNTY AGENCIES

Descriptions and Notes 23



FISCAL STABILITY INDICATORS

2 YEAR COMPARISONS

	FY18-19	FY19-20	% Change	Trend
General Fund Balance				
General Fund expenditures	\$ 5,896,588	\$ 5,886,699	-0.2%	↘
General Fund revenues	\$ 5,756,562	\$ 5,939,211	3.2%	↗
General Fund balance	\$ 955,596	\$ 1,008,108	5.5%	↗
General Fund balance, as % of expenditures	16.2%	17.1%	5.7%	↗
Governmental Funds				
Expenditures, all governmental funds, per capita	\$ 626.75	\$ 644.05	2.8%	↗
Revenues, all governmental funds, per capita	\$ 633.36	\$ 640.24	1.1%	↗
Governmental funds, fund balance	\$ 1,968,784	\$ 1,919,328	-2.5%	↘
Long-Term Debts - Governmental Funds				
Total governmental long-term debt obligations	\$ 1,161,671	\$ 1,061,045	-8.7%	↘
Notes payable	857,813	854,585	-0.4%	↘
Equipment finance	65,594	-	-100.0%	↘
Interest	147,857	111,489	-24.6%	↘
Vested sick leave	90,407	94,971	5.0%	↗
Governmental total long-term debt, per capita	\$ 91.37	\$ 81.73	-10.5%	↘
Payment on long-term debt, due within one year	\$ 176,733	\$ 124,948	-29.3%	↘

- Change is positive; Performance is improving
- Change is negative; Performance is improving
- Change is positive; Performance is neutral/not applicable
- Change is negative; Performance is neutral/not applicable
- Change is neutral; Performance is neutral/not applicable

- Change is positive: Performance is declining
- Change is negative; Performance is declining
- Change is negative; Performance is neutral/not applicable



FISCAL STABILITY INDICATORS

2 YEAR COMPARISONS (CONTINUED)

	FY18-19	FY19-20	% Change	Trend
MERS Defined Benefit Pension Plan				
Over- (Under-) funded defined benefit pension plan liability	\$ (4,999,451)	\$ (5,765,861)	15.3%	
Percent of defined benefit pension plan funded	65.0%	61.9%	-4.8%	
Pension liability as a percent of General Fund revenue	86.8%	97.1%	11.9%	
Ratio of employees to retirees	0.831	0.896	7.8%	
Recognized pension expense	\$ 443,752	\$ 1,197,142	169.8%	
Annual contribution per actuarial valuation	\$ 500,196	\$ 566,712	13.3%	
Deposit Credit Risk				
Percent of bank balance exposed to risk (uninsured/uncollateralized)	92.1%	91.6%	-0.5%	
Governmental Investments				
Investments made	\$ -	\$ -	n/a	
Taxable Valuation				
Taxable valuation of property (in \$1,000s)	\$ 669,398	\$ 683,931	2.2%	
Capital Assets				
Net governmental capital assets, less depreciation	\$ 2,090,430	\$ 2,146,781	2.7%	

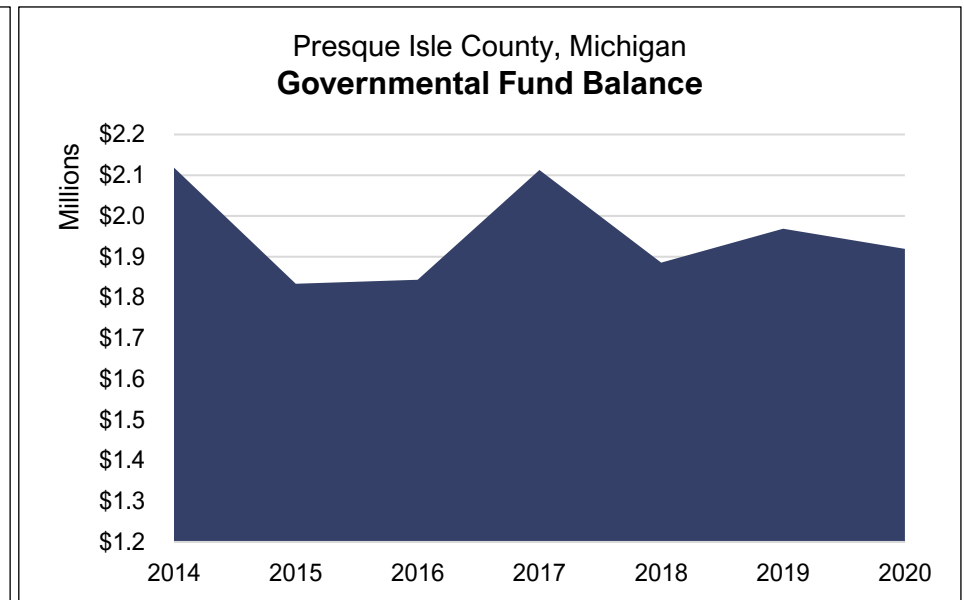
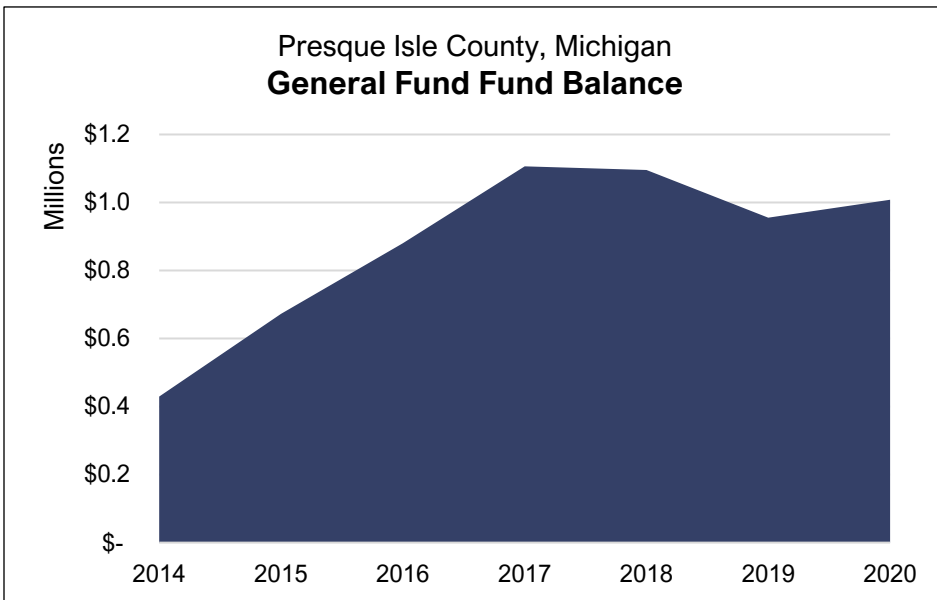
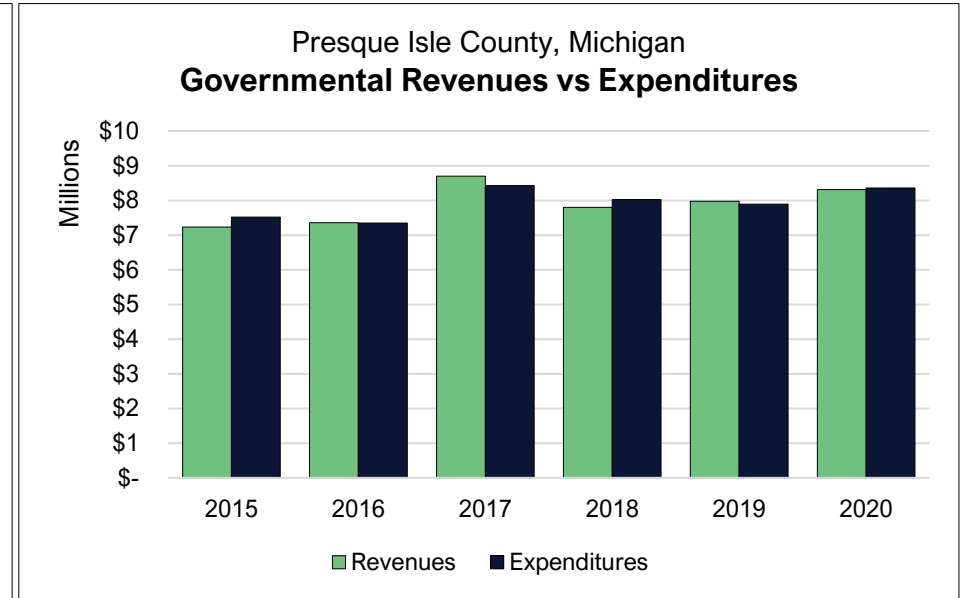
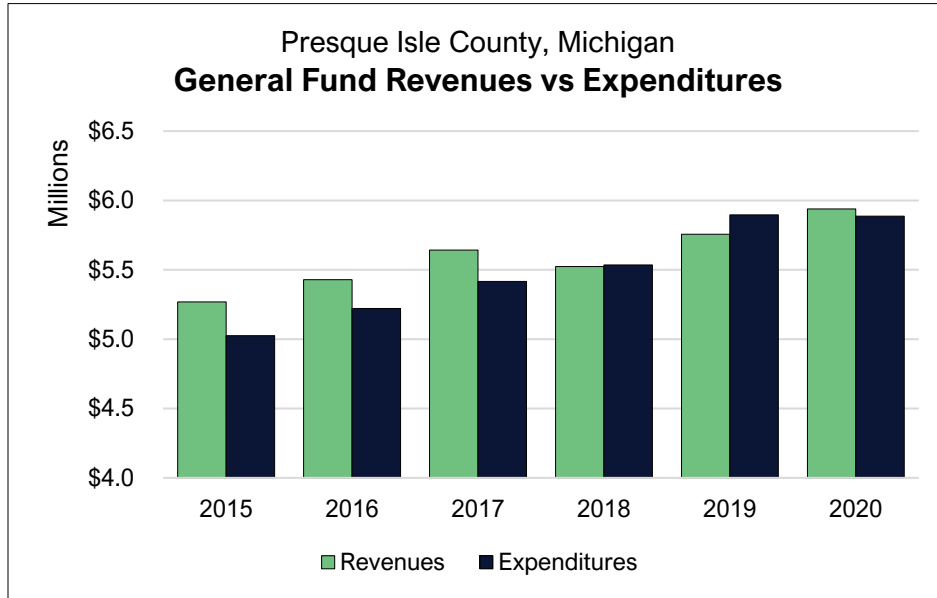
- Change is positive; Performance is improving
- Change is negative; Performance is improving
- Change is positive; Performance is neutral/not applicable
- Change is neutral; Performance is neutral/not applicable

- Change is positive; Performance is declining
- Change is negative; Performance is declining
- Change is negative; Performance is neutral/not applicable



FISCAL STABILITY INDICATORS

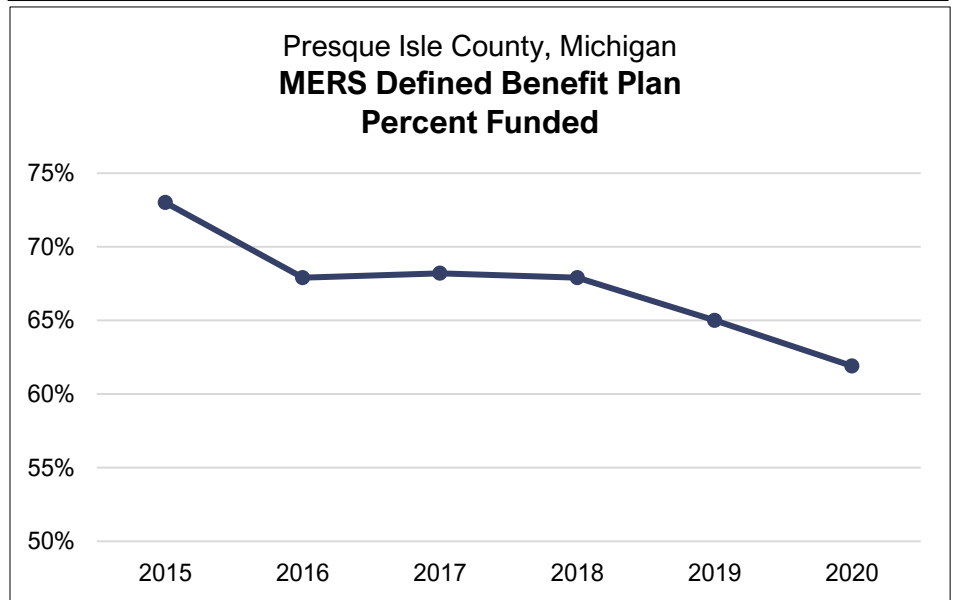
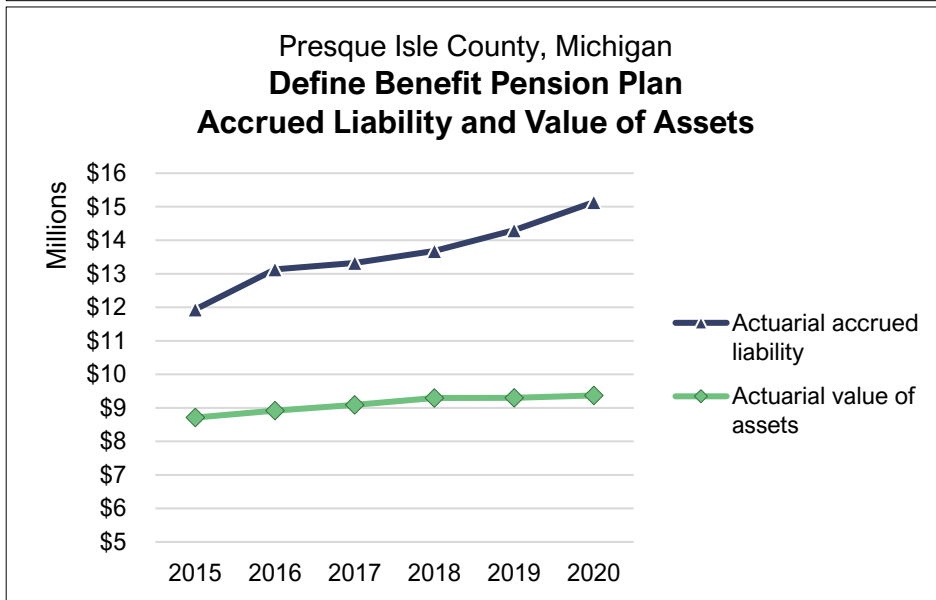
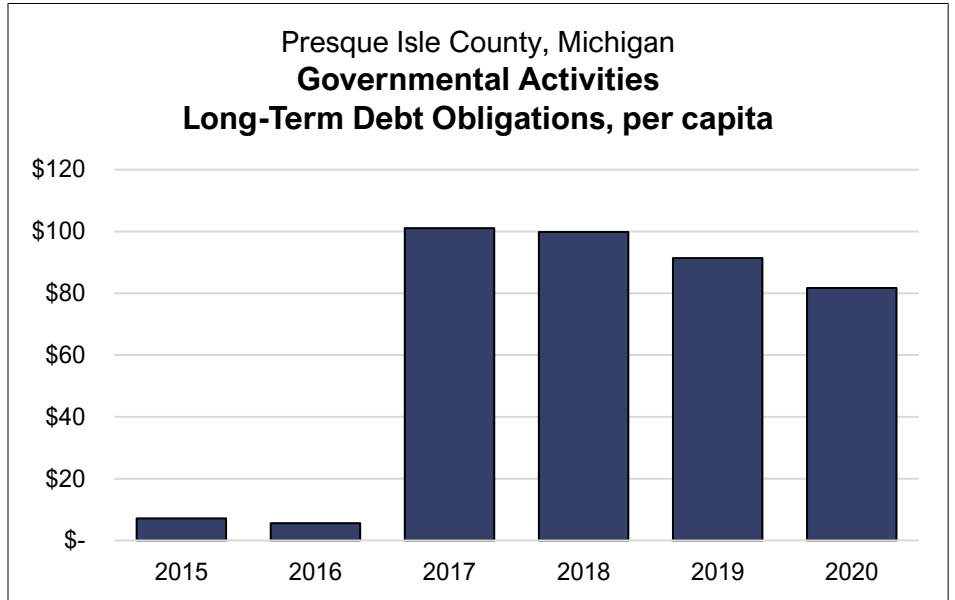
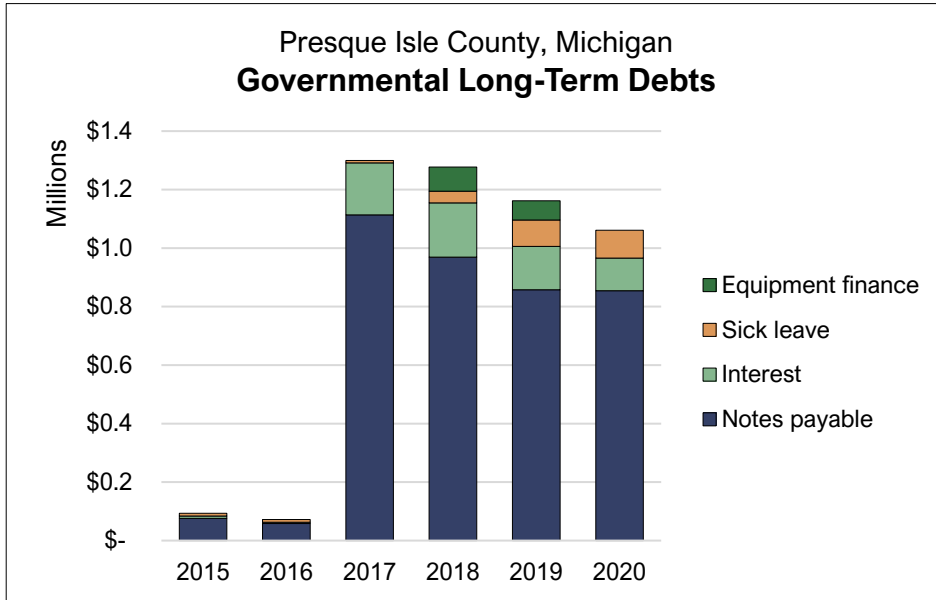
6 YEAR TRENDS





FISCAL STABILITY INDICATORS

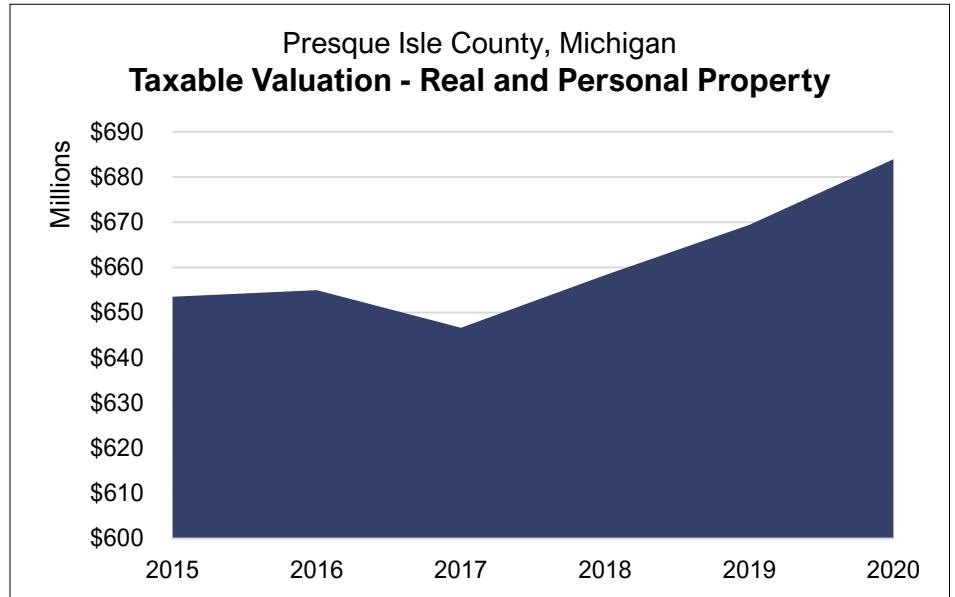
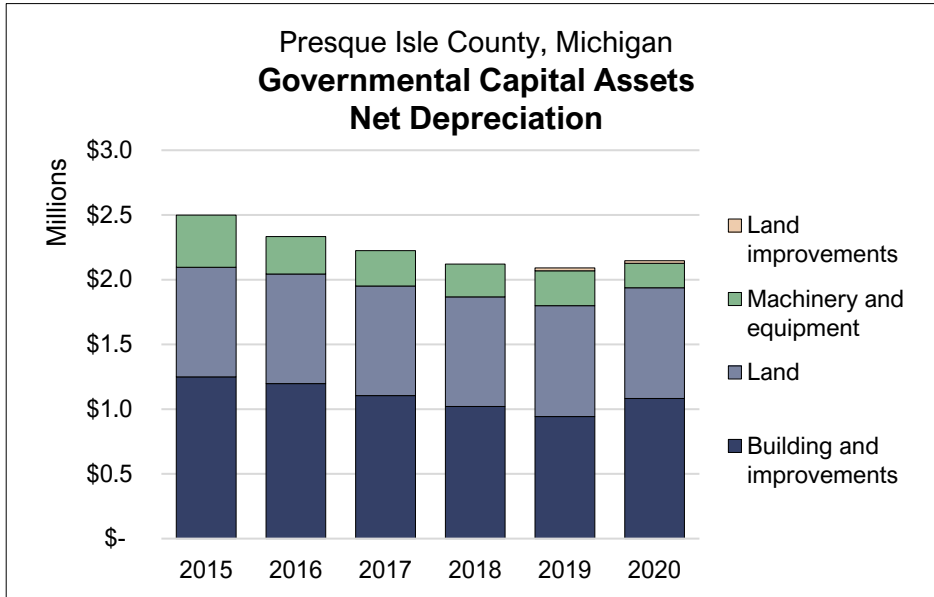
6 YEAR TRENDS (CONTINUED)





FISCAL STABILITY INDICATORS

6 YEAR TRENDS (CONTINUED)





ECONOMIC STRENGTH INDICATORS

2 YEAR COMPARISONS

	2019	2020	% Change	Trend
Population				
Presque Isle County population	12,714	12,982	2.1%	
Under 5 years old	3.9%	4.0%	2.6%	
Ages 5 - 17 years old	12.3%	11.5%	-6.5%	
Ages 18 - 64 years old	53.2%	52.0%	-2.3%	
Ages 65 years old and over	30.6%	32.5%	6.2%	
	2018	2019	% Change	Trend
Employment and Income				
Median household income	\$ 46,439	\$ 47,948	3.2%	
Per capita income	\$ 26,503	\$ 28,103	6.0%	
Unemployment rate	8.9%	7.2%	-19.1%	
Percent living below poverty level	14.6%	13.1%	-10.3%	
Education				
Percent of population with Bachelor's degree or higher	17.3%	17.9%	3.5%	
Percent of population, High School graduate or higher	89.1%	89.6%	0.6%	

- Change is positive; Performance is improving
- Change is negative; Performance is improving
- Change is positive; Performance is neutral/not applicable
- Change is negative; Performance is neutral/not applicable

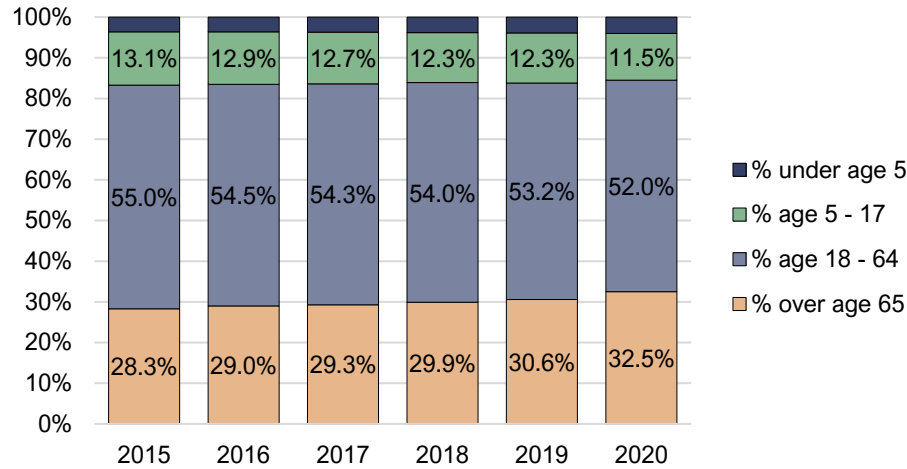
- Change is positive; Performance is declining
- Change is negative; Performance is declining
- Change is positive; Performance is neutral/not applicable
- Change is negative; Performance is neutral/not applicable



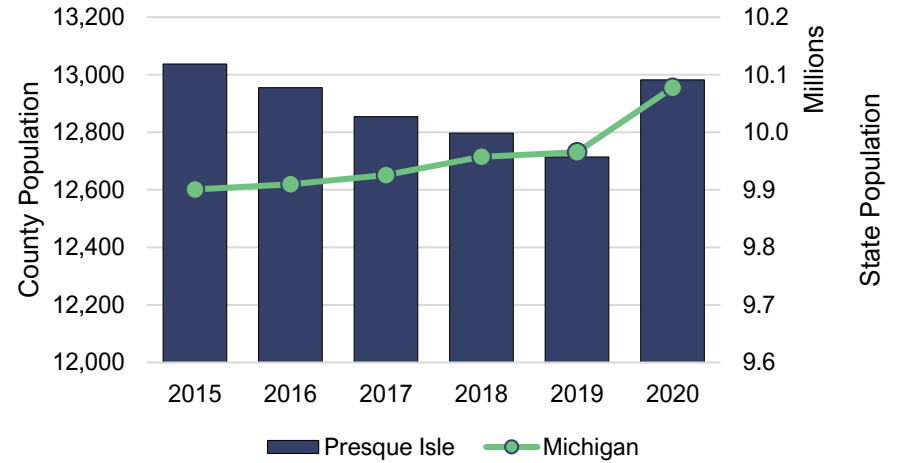
ECONOMIC STRENGTH INDICATORS

6 YEAR TRENDS

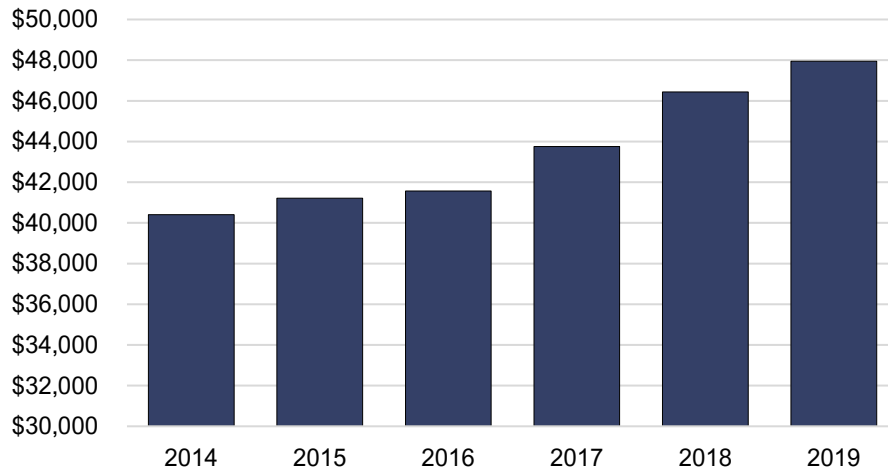
Presque Isle County, Michigan
Population Age Distribution



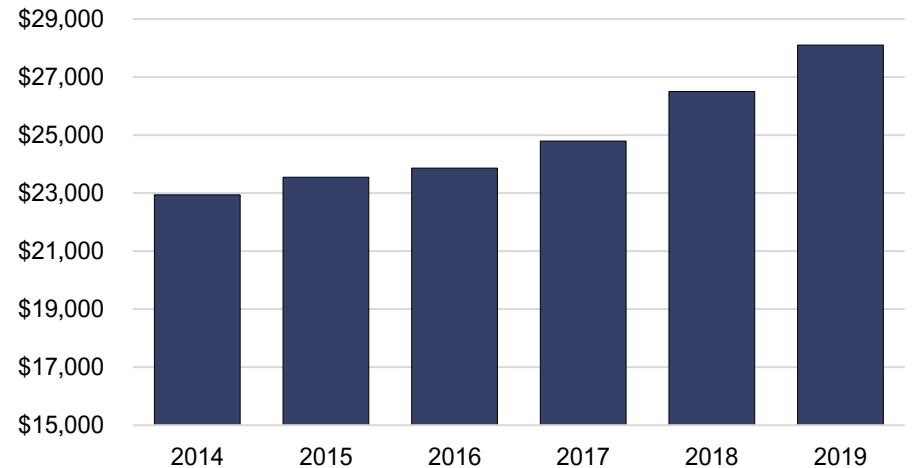
Presque Isle County, Michigan
County and State Populations



Presque Isle County, Michigan
Median Household Income



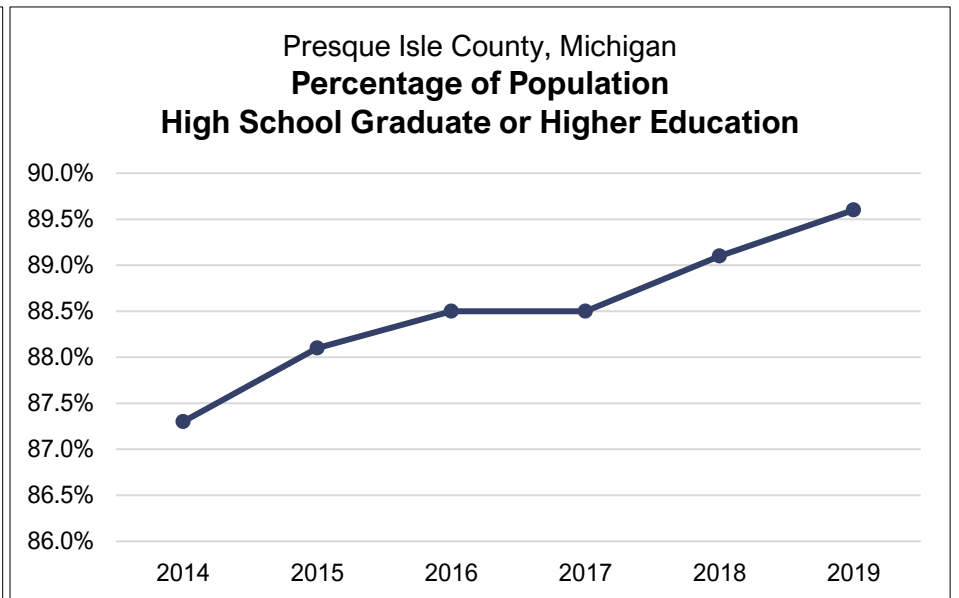
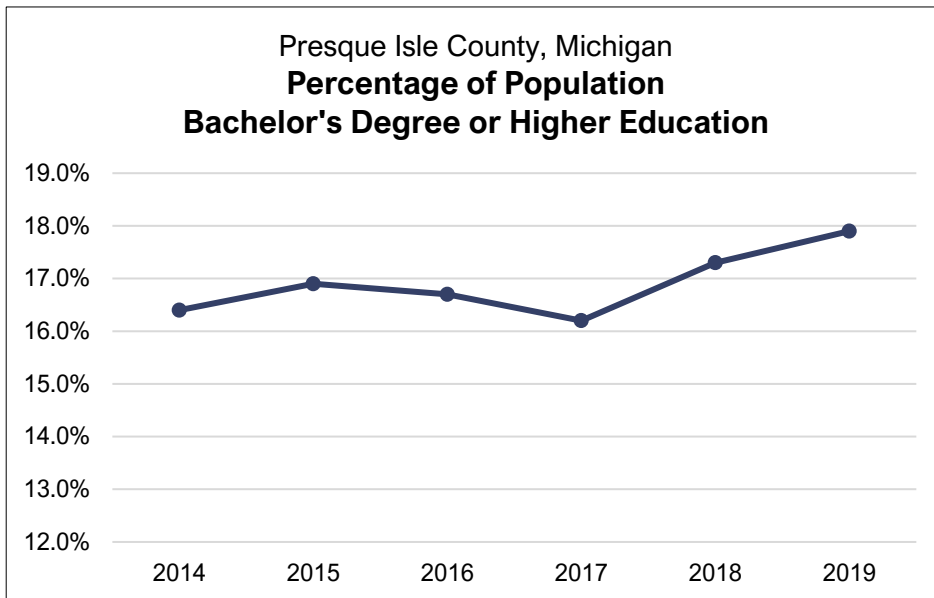
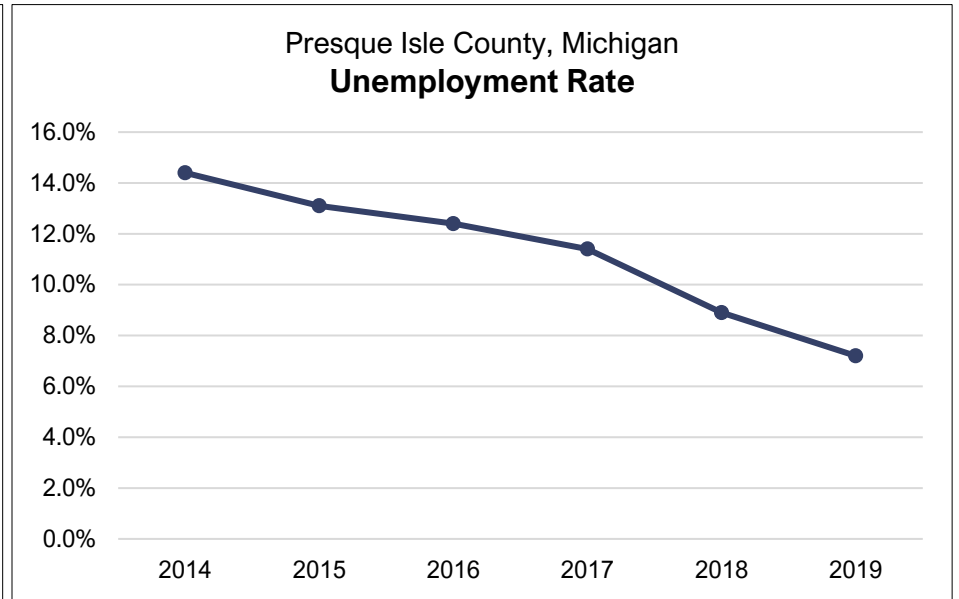
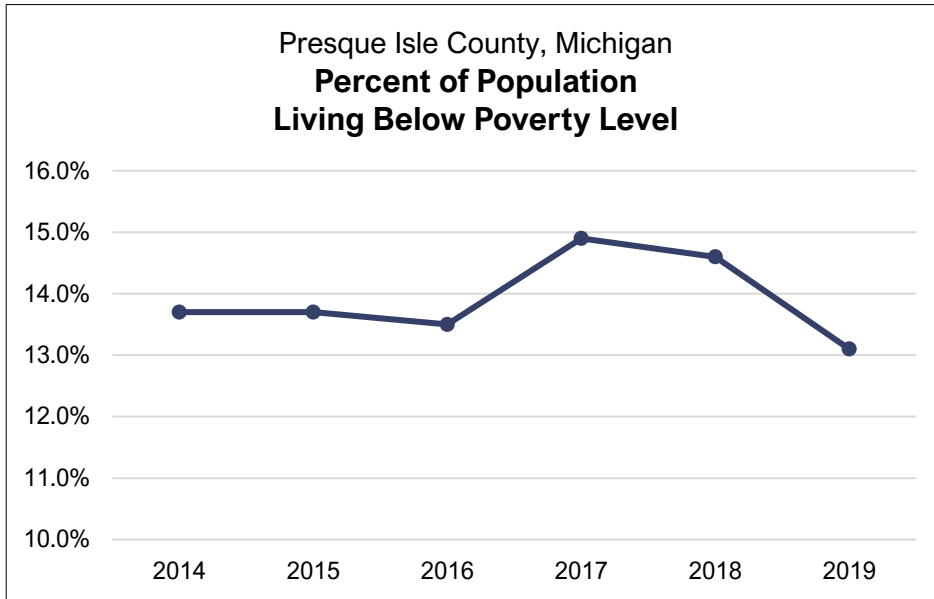
Presque Isle County, Michigan
Per Capita Income





ECONOMIC STRENGTH INDICATORS

6 YEAR TRENDS (CONTINUED)





PUBLIC SAFETY AND CRIME STATISTICS

2 YEAR COMPARISONS

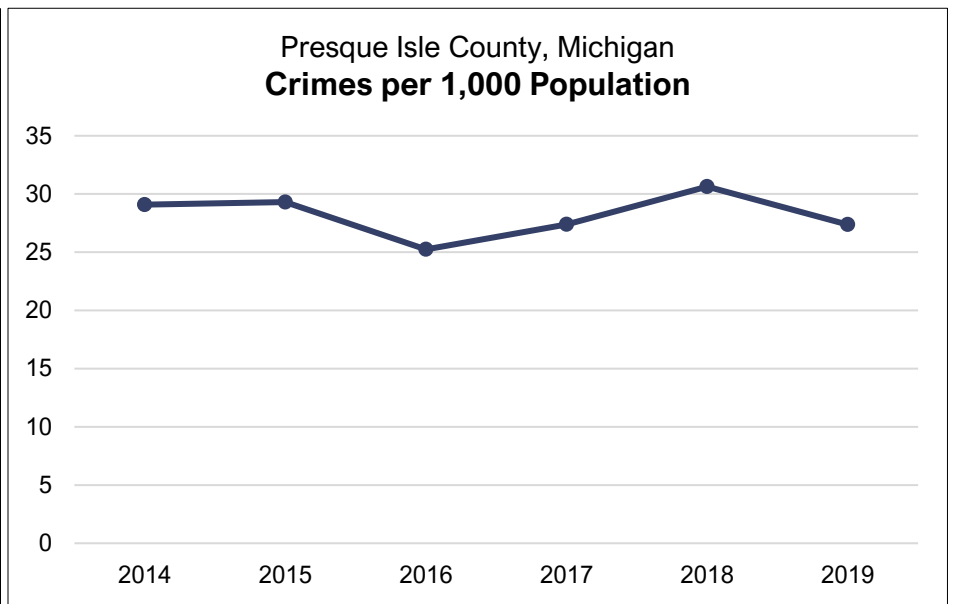
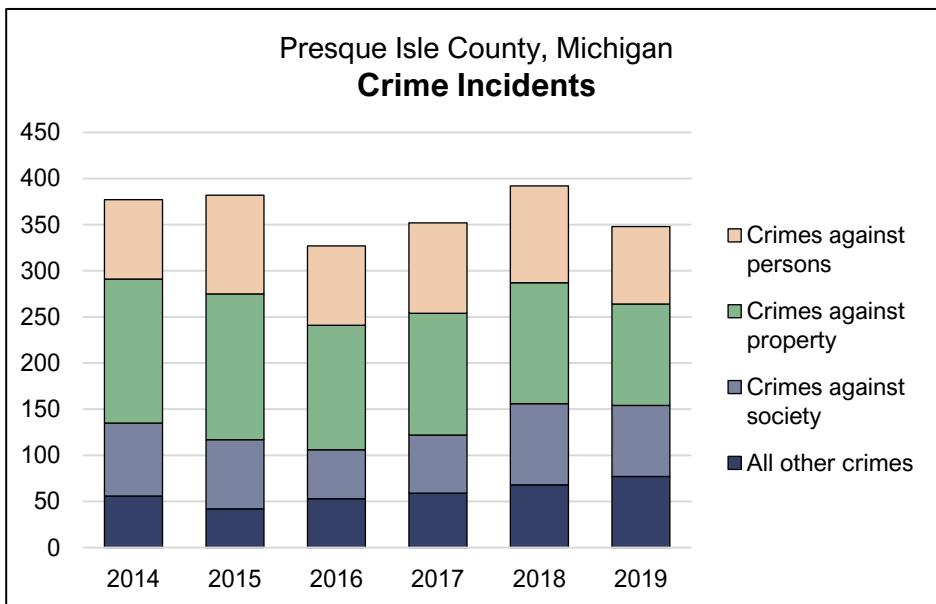
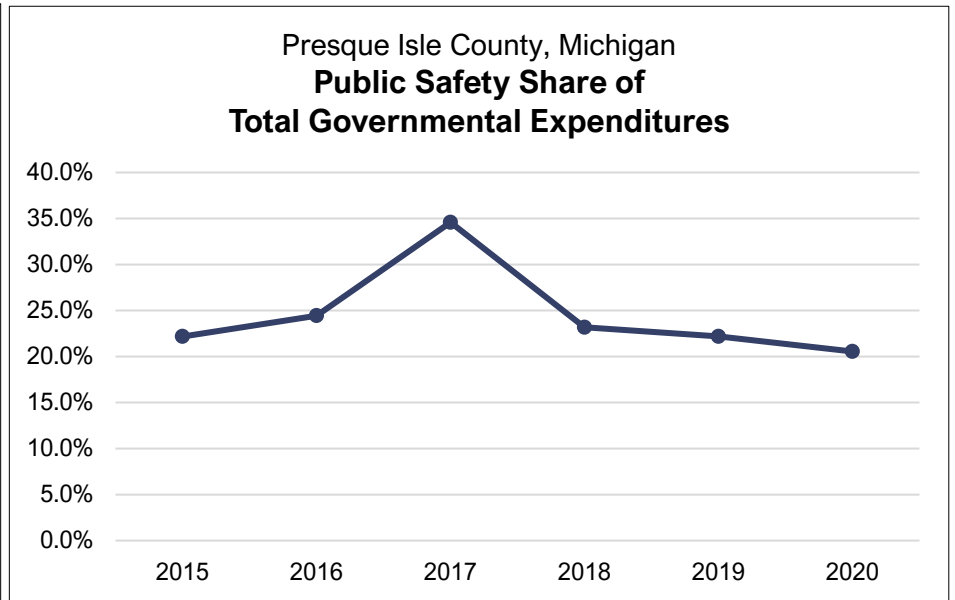
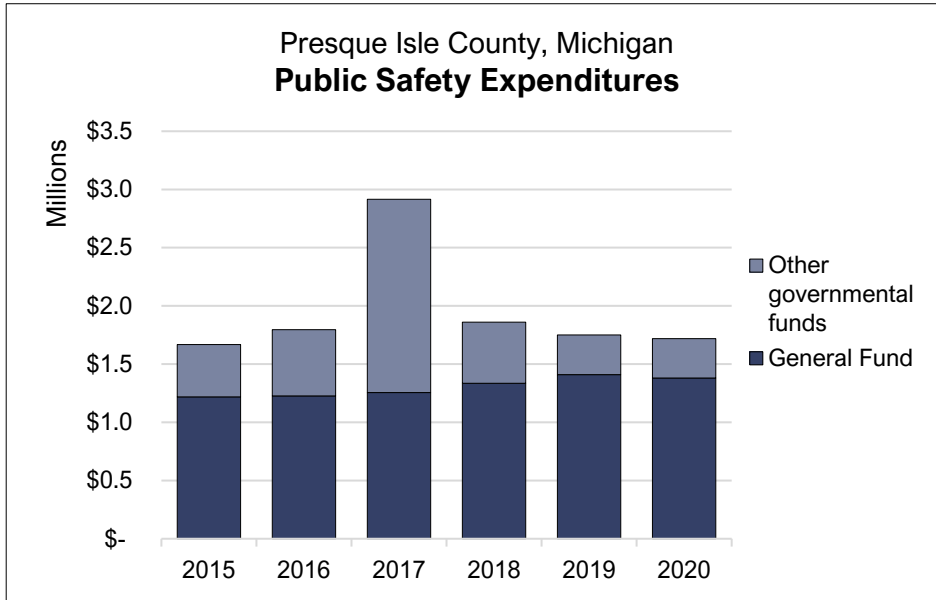
	FY18-19	FY19-20	% Change	Trend
Public Safety Expenditures				
Public Safety expenditures - General Fund	\$ 1,409,286	\$ 1,380,652	-2.0%	↘
Public Safety's share of total General Fund expenditures	23.9%	23.5%	-1.9%	↘
Public Safety expenditures - all governmental funds	\$ 1,750,930	\$ 1,718,041	-1.9%	↘
Public Safety's share of total governmental expenditures	22.2%	20.6%	-7.4%	↘
	2018	2019	% Change	Trend
Crime Statistics				
Crimes against persons	105	84	-20.0%	↘
Crimes against property	131	110	-16.0%	↘
Crimes against society	88	77	-12.5%	↘
All other crimes	68	77	13.2%	↗
Total number of incidents	392	348	-11.2%	↘
Total incidents, per 1,000 population	30.87	27.64	-10.5%	↘

*NOTE: 2020 Crime statistics not available at time of publication



PUBLIC SAFETY AND CRIME STATISTICS

6 YEAR TRENDS





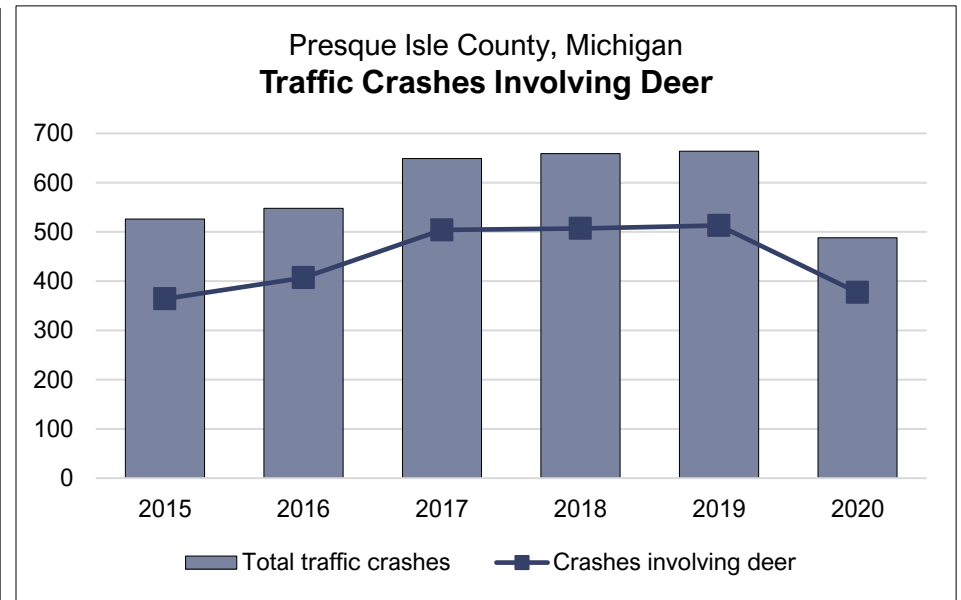
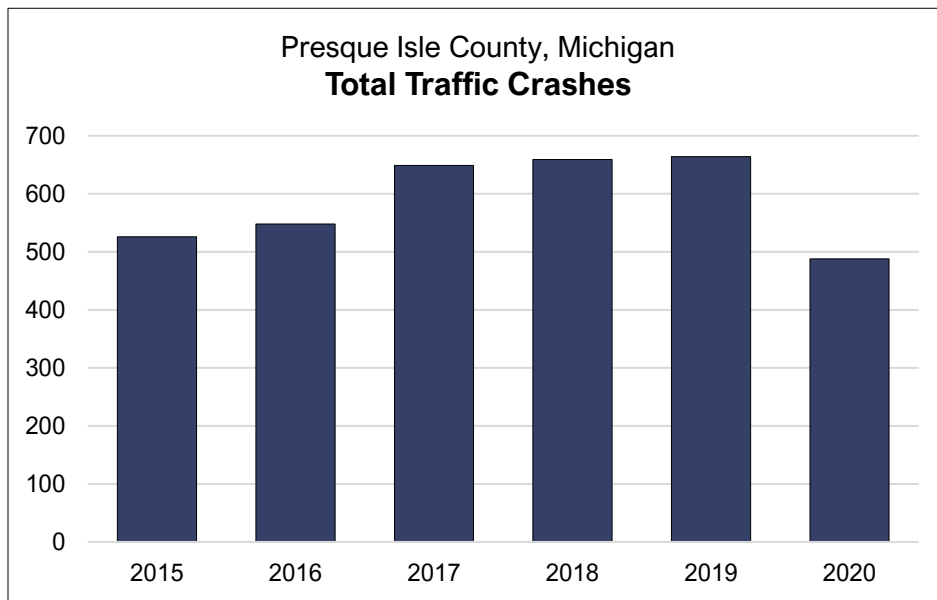
PUBLIC SAFETY - CRASH STATISTICS

2 YEAR COMPARISONS

	2019	2020	% Change	Trend
TRAFFIC CRASHES				
Total traffic crashes	664	488	-26.5%	↓
Injuries from crashes	55	42	-23.6%	↓
Fatalities from crashes	3	2	-33.3%	↓
Alcohol- or drug-related crashes	10	18	80.0%	↑
Crashes involving deer	513	377	-26.5%	↓
LICENSED DRIVERS				
Total number of licensed drivers	10,853	10,831	-0.2%	↓

PUBLIC SAFETY - CRASH STATISTICS

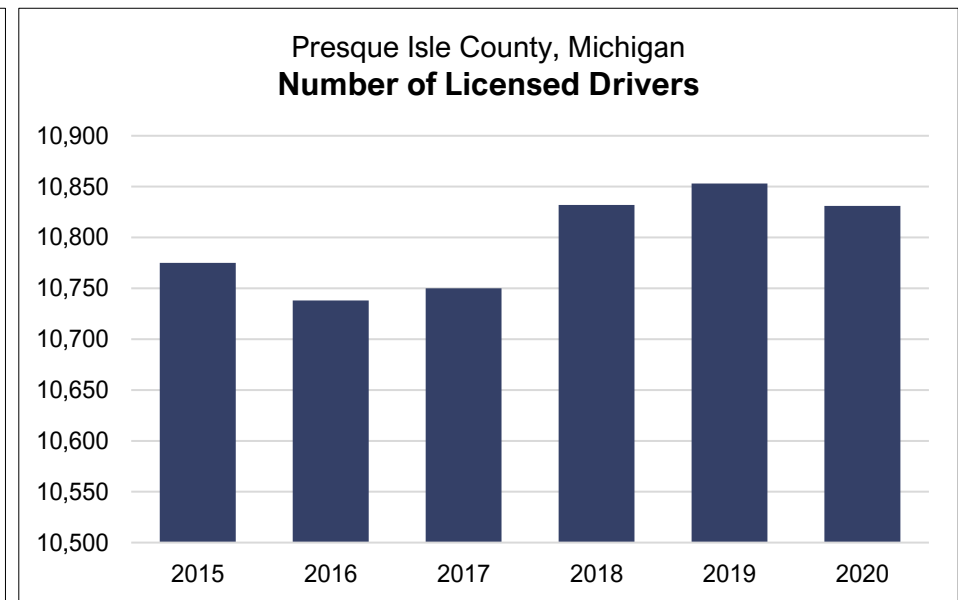
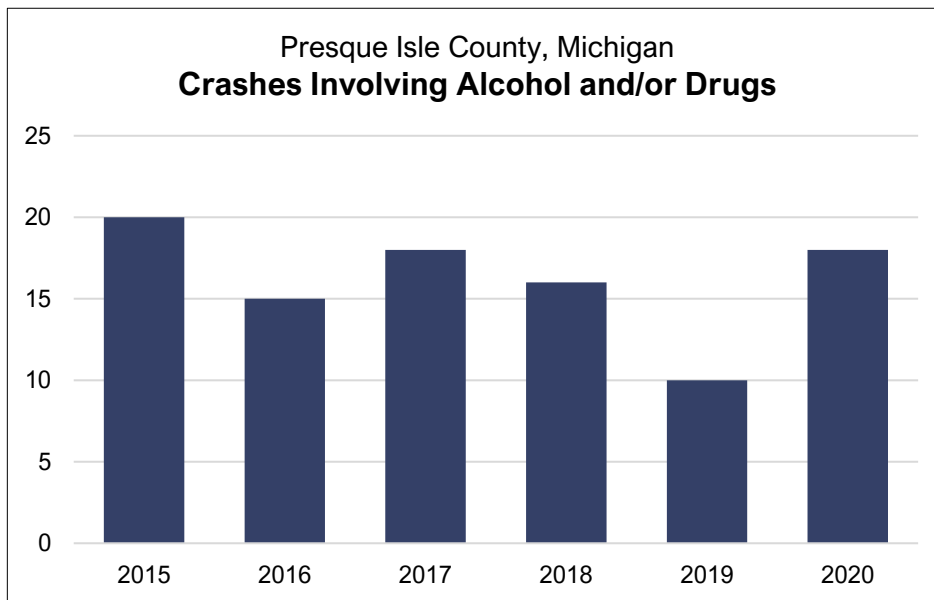
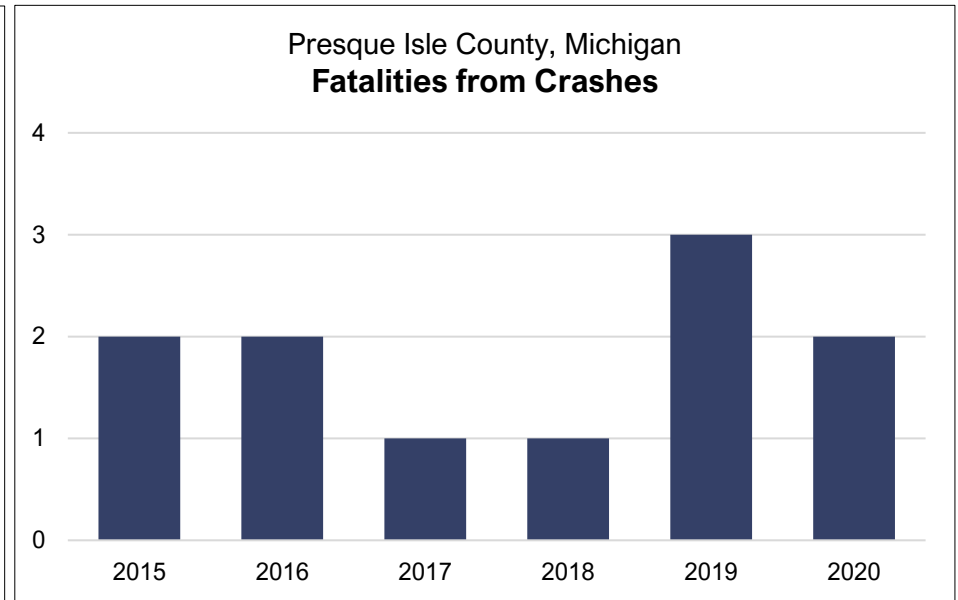
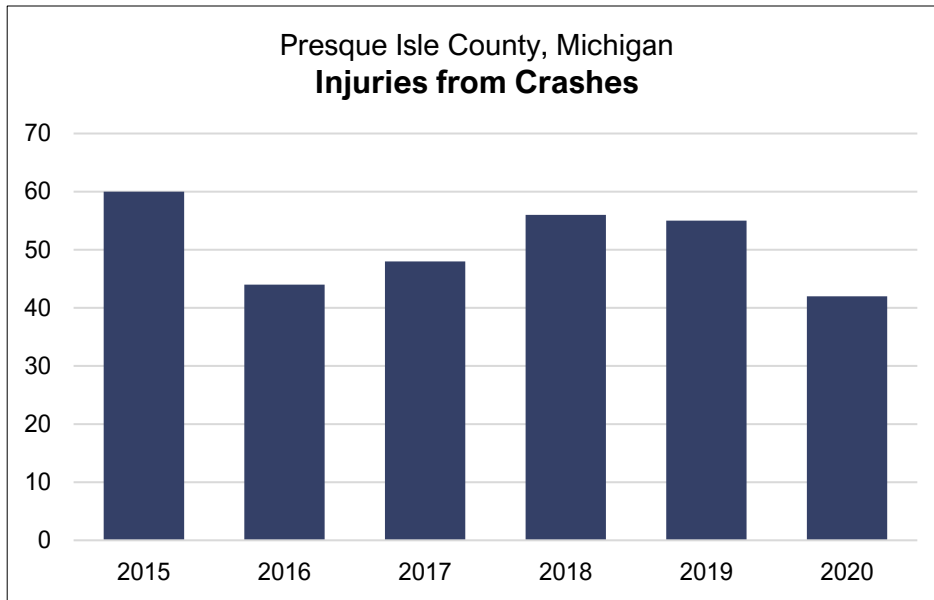
6 YEAR TRENDS





PUBLIC SAFETY - CRASH STATISTICS

6 YEAR TRENDS (CONTINUED)





QUALITY OF LIFE

INDICATORS AND GENERAL STATISTICS

BROADBAND ACCESS

Data as of December 2020:

- 100% of the population has access to 2 or more providers of >25Mbps of broadband
- 38.9% of the population has access to >100Mbps of broadband

LAND USE

The total area of Presque Isle County is 2,573 square miles, of which 659 square miles are land and 1,914 square miles are water

Lakes

There are over 80 lakes (over 15,000 acres) in Presque Isle County. The DNR provides maps for 46 of them on their website: www.michigan.gov/dnr/. The largest of these lakes are:

- Grand Lake, 5,660 acres
- Long Lake (shared with Alpena County), 5,652 acres
- Augusta Lake, 529.5 acres

State Forest

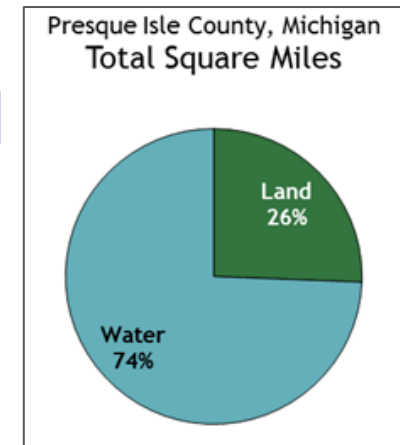
Mackinaw State Forest is over 717,500 acres of land in Presque Isle, Alpena, Antrim, Charlevoix, Cheboygan, Emmet, Montmorency, and Otsego counties. There are four State Forest Campgrounds within Presque Isle County:

- Shoepac Lake
- Tomahawk Creek
- Tomahawk Lake
- Ocqueoc Falls

State Parks

There are three State Parks within the County, accounting for a total of 5,568 acres.

- Thompson's Harbor State Park, 5,109 acres
- Hoeft State Park, 301 acres
- Onaway State Park, 158 acres





QUALITY OF LIFE

INDICATORS AND GENERAL STATISTICS (CONTINUED)

State Recreation Areas

The Rockport Recreation Area, with a total of 4,237 acres, is shared with Alpena County on the southern border of the County

County Park

The County maintains the 40 Mile Point Lighthouse Park, approximately 22 acres

Trails

Over 200 miles of Hiking/Biking/Cross-County Skiing trails, including:

- North Eastern State Trail, with a total length of 70 miles through Cheboygan, Presque Isle, and Alpena counties
- Mackinaw City – Hawks Trail, with a total length of 60 miles through Cheboygan and Presque Isle counties
- Black Mountain Pathway, with a total length of 30 miles

Over 240 miles of ATV/ORV trails, including:

- Atlanta Trail, with a total length of 82 miles through Montmorency and Presque Isle counties
- High County Pathway, with a total length of 80 miles through Cheboygan, Otsego, Montmorency, and Presque Isle counties
- Black Lake Trail, with a total length of 38 miles through Cheboygan and Presque Isle counties

State Wildlife Management Areas

The Tomahawk Creek Flooding State Wildlife Management Area, 170 acres

TRANSPORTATION

County Marinas

There are 3 marinas along the Lake Huron shore

County Airports

- Leo Goetz County Airport – 2 runways, 0 hangers
- Rogers City County Airport – 1 runway, 4 hangers



QUALITY OF LIFE

INDICATORS AND GENERAL STATISTICS (CONTINUED)

CULTURAL

Historical Markers and Places

- 14 sites registered with the Michigan State Historic Preservation Office
- 11 locations on the National Registry of Historic Places
- 5 locations are listed on both the state and national registers

Museums

- The Presque Isle County Historical Museum
- Great Lakes Lore Maritime Museum

Annual Festivals

- Rogers City Nautical Festival
- County Fair
- Posen Potato Festival
- Onaway 4th of July Parade



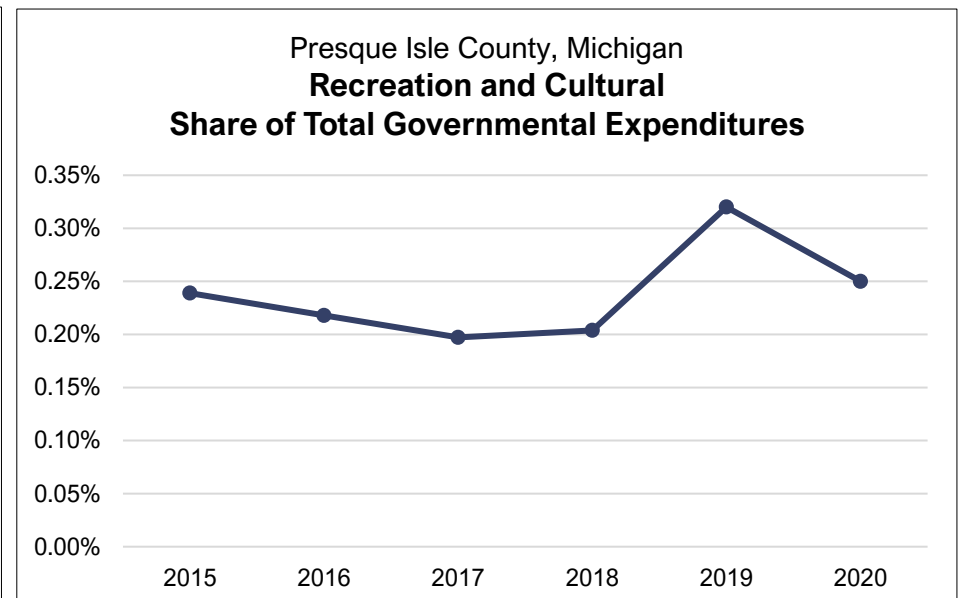
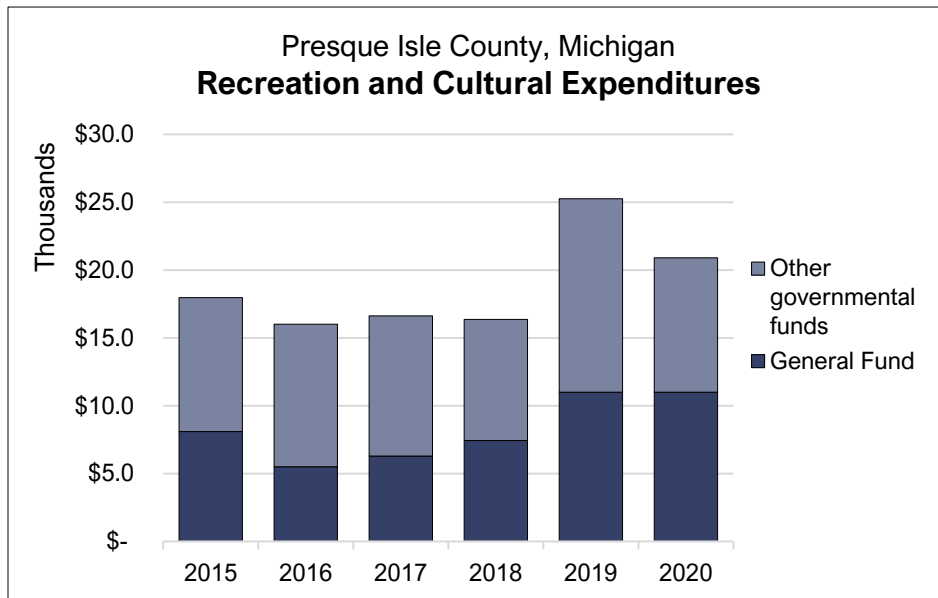
QUALITY OF LIFE

2 YEAR COMPARISONS

	FY18-19	FY19-20	% Change	Trend
Recreation & Cultural General Fund Expenditures				
Recreation & Cultural expenditures	\$ 11,000	\$ 11,000	0.0%	↔
Share of total General Fund expenditures	0.19%	0.19%	0.0%	↔
Recreation & Cultural Total Governmental Expenditures				
Recreation & Cultural expenditures	\$ 25,256	\$ 20,906	-17.2%	↓
Share of total governmental expenditures	0.32%	0.25%	-21.9%	↓

QUALITY OF LIFE

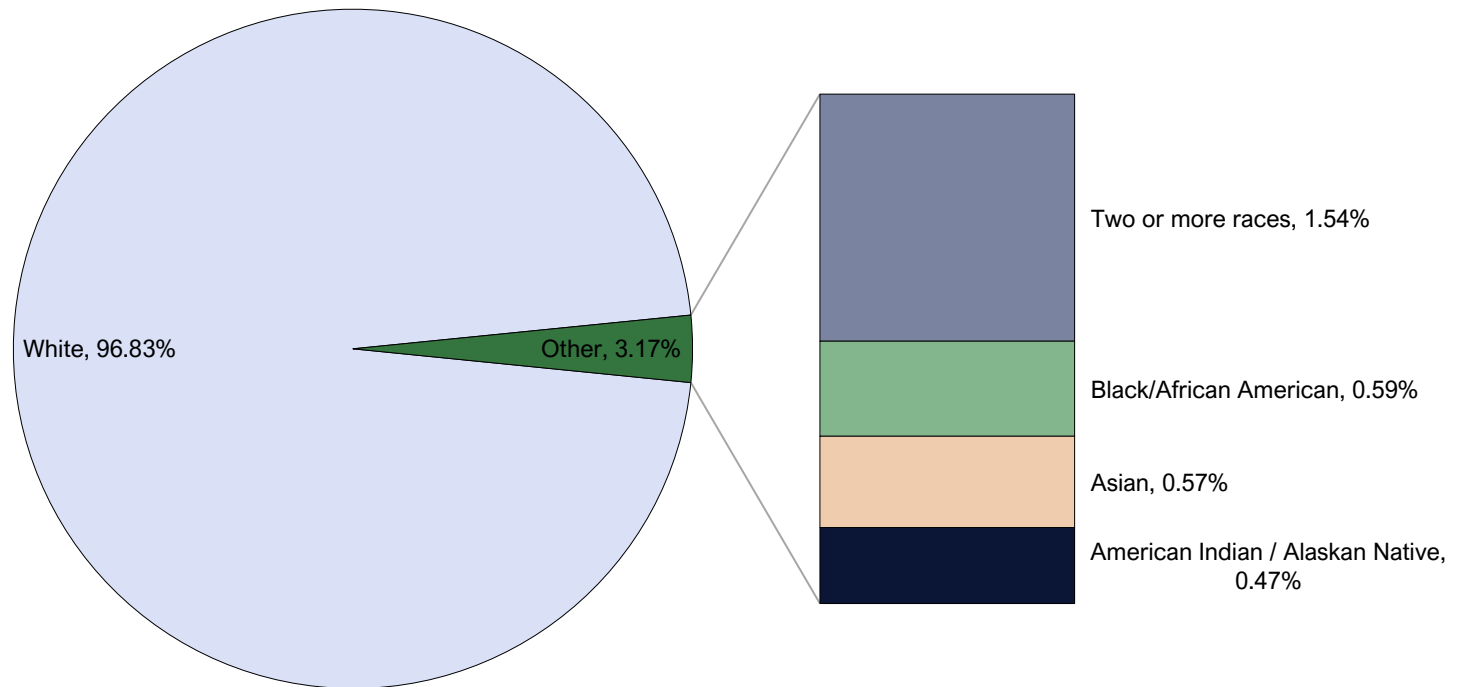
6 YEAR TRENDS





POPULATION DEMOGRAPHICS

Presque Isle County, Michigan
Racial Diversity



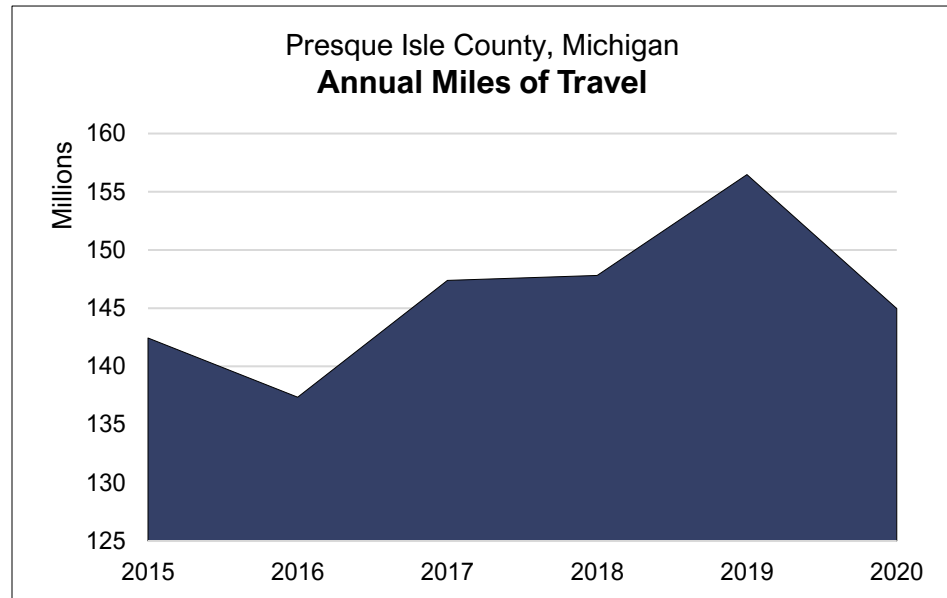


ROADS AND BRIDGES

GENERAL INFORMATION AND STATISTICS

County Roads, Miles

State Trunkline	106
County Primary	198
County Local	585
City Major	16
City Local	30





ROADS AND BRIDGES

2 YEAR COMPARISONS

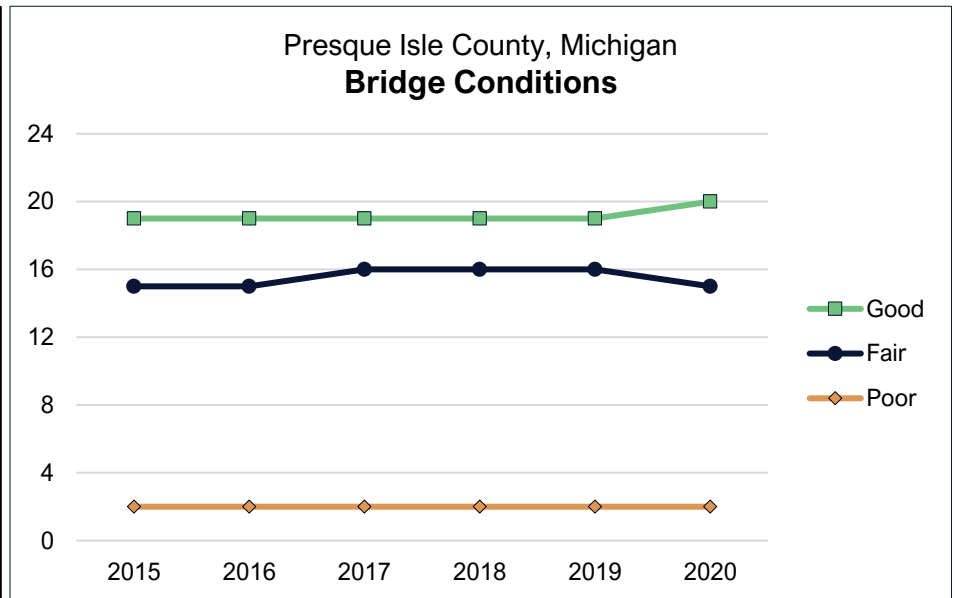
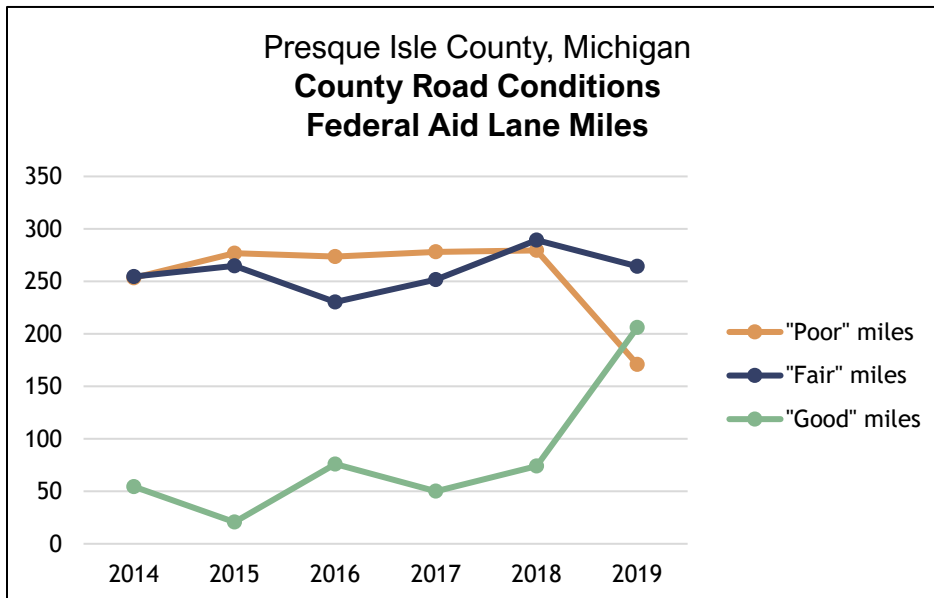
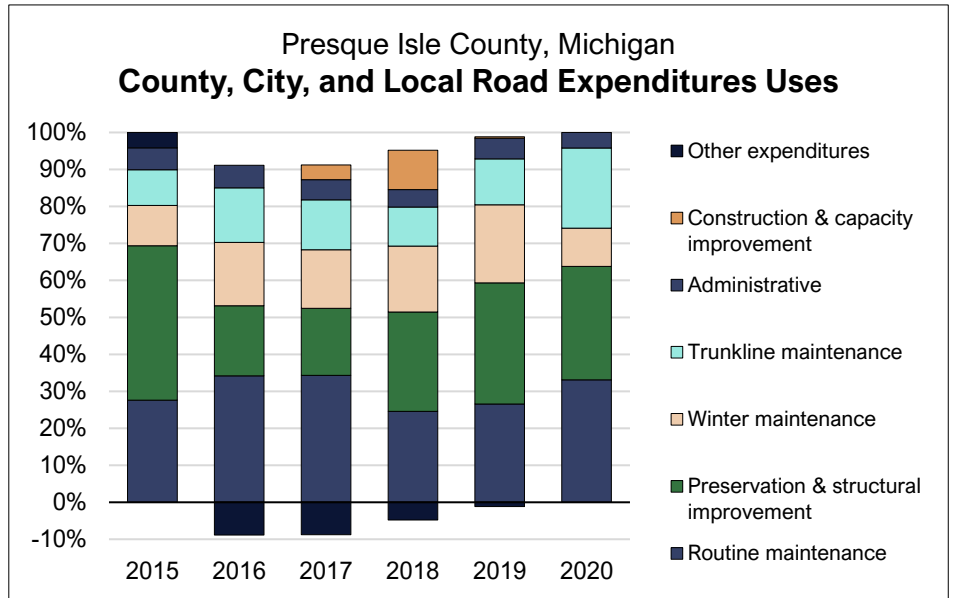
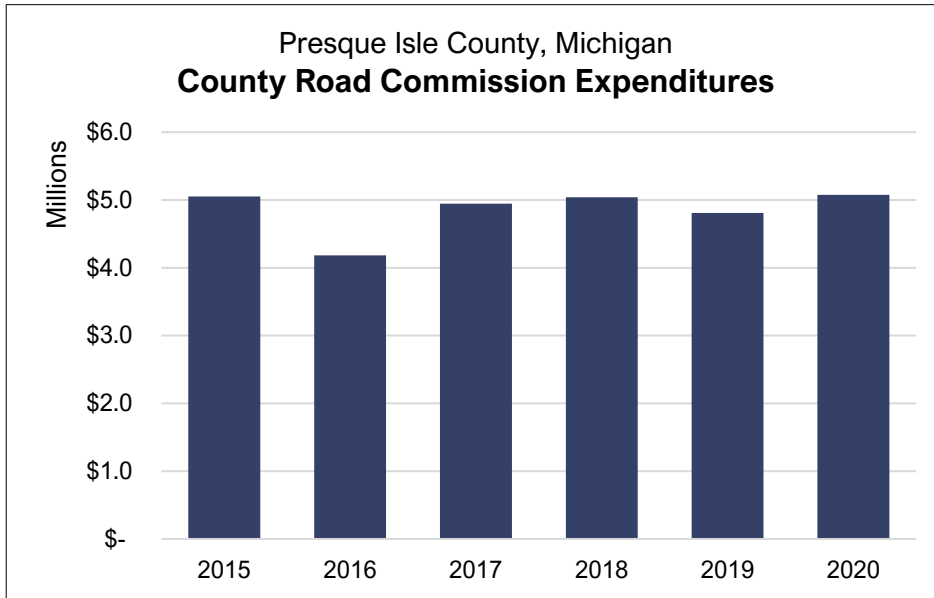
	FY18-19	FY19-20	% Change	Trend
County Road Commission expenditures*	\$ 4,807,798	\$ 5,075,122	5.6%	↘
*no road expenditures in governmental funds				
Infrastructure - Bridges				
"Good" bridges	19	20	5.3%	↗
"Fair" bridges	16	15	-6.3%	↘
"Poor" bridges	2	2	0.0%	↔
Annual miles traveled	156,475,420	144,967,834	-7.4%	↘
	2018	2019	% Change	Trend
Road Conditions, Federal Aid lane miles, Road Commission Roads				
"Good" miles	64.9	123.8	90.8%	↗
"Fair" miles	106.1	132.9	25.3%	↗
"Poor" miles	253.1	165.9	-34.5%	↘
Road Conditions, Federal Aid lane miles, all roads				
"Good" miles	74.0	206.0	178.4%	↗
"Fair" miles	289.3	264.3	-8.6%	↘
"Poor" miles	279.5	170.9	-38.9%	↘

*NOTE: 2020 Road Condition reports not available at time of publication



ROADS AND BRIDGES

6 YEAR TRENDS





MULTI-COUNTY AGENCIES

DESCRIPTIONS AND NOTES

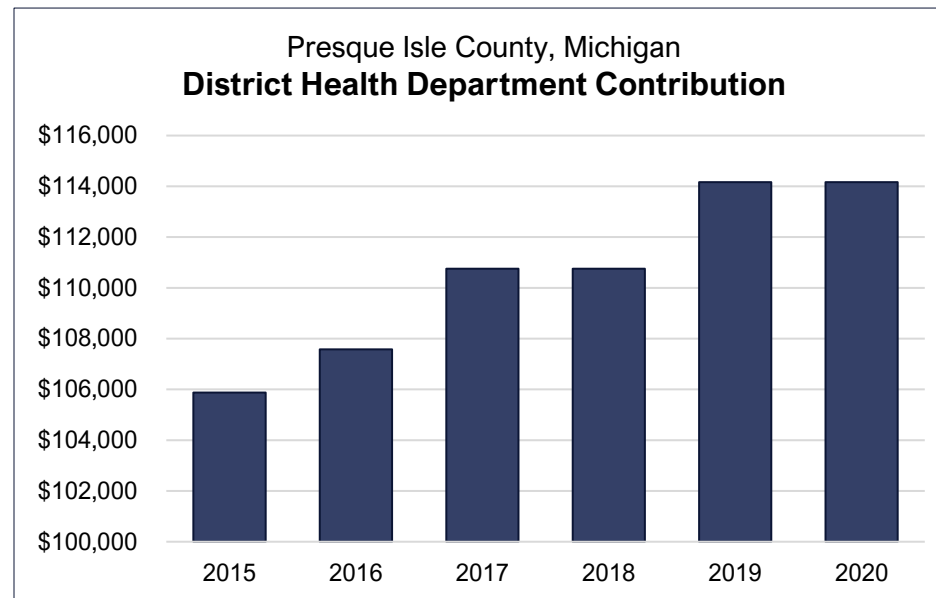
District Health Department #4

Joint operation with Alpena and Cheboygan counties.

All financial operations are recorded in Alpena County.

The funding formula requires Presque Isle County to provide approximately 18.1% of the budget appropriations requirement.

	FY18-19	FY19-20	% Change	Trend
Annual contribution	\$ 114,164	\$ 114,164	0.0%	↔





MULTI-COUNTY AGENCIES

DESCRIPTIONS AND NOTES (CONTINUED)

Northeast Michigan Community Mental Health Authority

Operated jointly with Alpena and Alcona counties.

All financial operations are recorded in Alpena County

The funding formula requires Presque Isle County to provide approximately 21% of the budget appropriation requirement.

	FY18-19	FY19-20	% Change	Trend
Annual contribution	\$ 49,764	\$ 49,764	0.0%	↔

